

The logo of St Thomas of Canterbury Catholic Primary School, featuring a shield with a cross, a chalice, and a book, surrounded by a circular border.

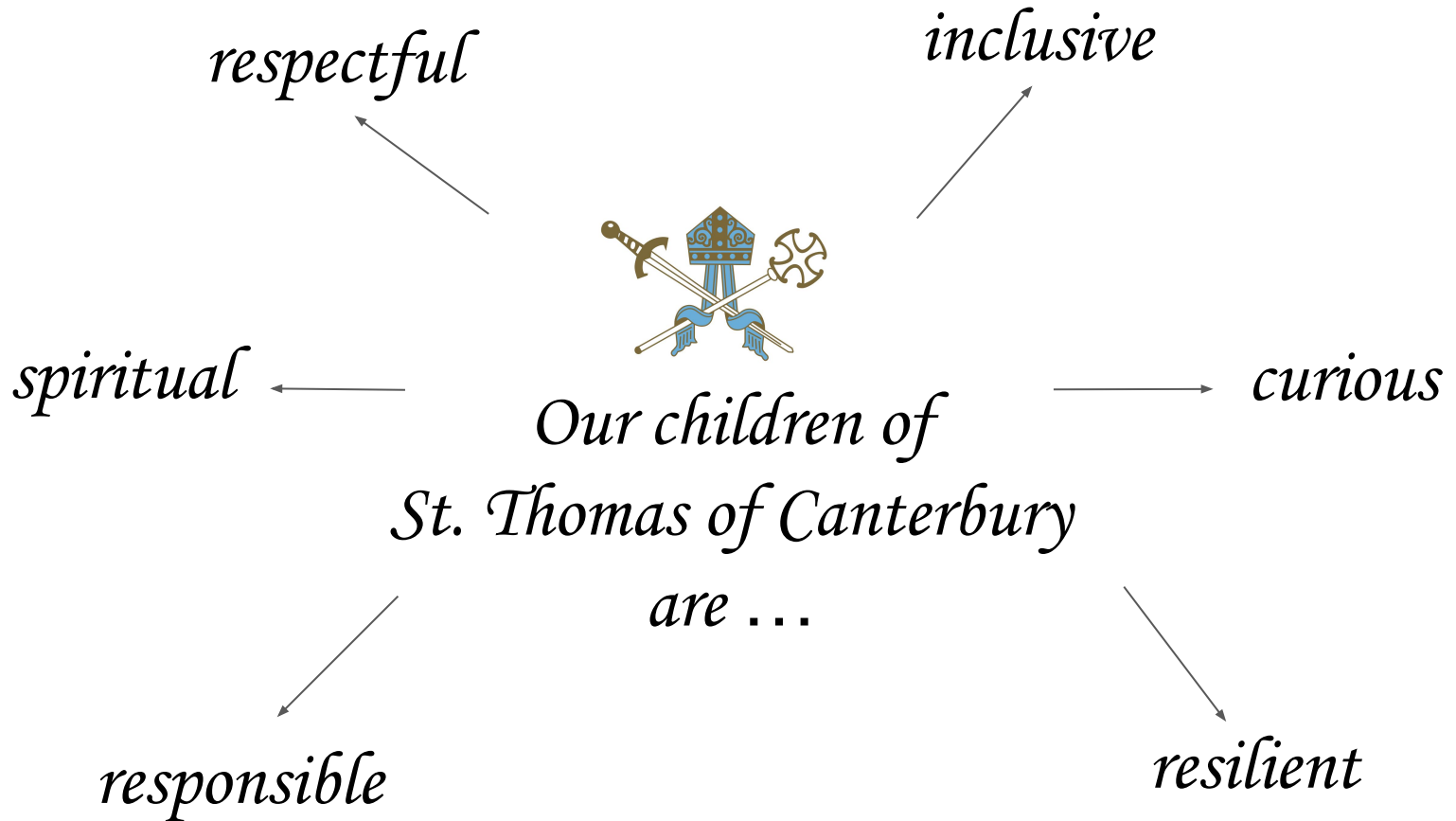
St Thomas of Canterbury Catholic Primary School

*Welcome to the Year 1
Parent Information Meeting*

Tuesday 9th January 2024



Our School Values



The Year 1 Team

- ❑ **Mrs S Brind** - Year Group Leader & Class 1B teacher
- ❑ **Miss R Gander** - Class 1G teacher
- ❑ **Miss Kemi** - Class 1V teacher
- ❑ **Mrs C Auvache** - HLTA

- ❑ **Mrs A Cantwell, Mrs R Sutiene, Mrs J Hadley, Mrs A Mensah, Mrs J Perry** - Year 1 support staff

- ❑ **Mrs M Hall** - SENCo





Attendance and Punctuality

Good attendance and punctuality is essential. Pupils cannot achieve their full potential if they do not regularly attend school. Please note that holidays are not permitted in term time.

Unauthorised absence may result in the school referring to the Local Authority for sanctions and/or legal proceedings. This may include issuing each parent/carer with a Penalty Notice.

Please note the following times:

8:40am - Gates open

8:55am - Children are expected to be in the classroom for the register to be taken by 9:00am. If your child arrives after this time, they will be marked as late.

9:15am - Pupils will receive a mark of absence if they do not attend school before this time.





Absence Procedures

If your child is absent for any reason, you should contact the school office via telephone before 9:00am on the first day of absence. You will be expected to provide an explanation for the absence and an estimate of how long the absence will last, e.g. one school day.

Please note that coughs and colds are very common, especially in the winter, and generally do not require your child to be absent from school. Illnesses such as diarrhoea and vomiting only require 48 hours absence from school. If in doubt, please check for guidance on <https://www.nhs.uk/live-well/is-my-child-too-ill-for-school/> or contact the school office.





Uniform

At St. Thomas of Canterbury, we are proud that our uniform fosters a sense of belonging within our school community.

We have listened to parental views and updated our uniform policy which has now been ratified by Our Governors- see the changes on the next slides.


Information about school uniform can be found on the school website:

<https://www.stthomasofcanterbury.thurrock.sch.uk/uniform/>

Our uniform is available to purchase from Uniformwise in Stanford-Le-Hope:

<https://www.uniformwise.co.uk/> Please ensure that all uniform items are clearly marked with your child's name.





The best option is to speak with the class teacher. From 8:40am staff are working with children so please speak to the teacher at the end of the school day.

Email or call the school office to request to meet with a member of staff.

admin@stthomasofcanterbury.thurrock.sch.uk



How can parents communicate with the school?


Email the class teacher.

Call the school office who may be able to answer your question immediately or pass a message to staff.
01375 375826

Speak with the staff on the school gate at the beginning or the end of the day.

Send in a note with your child.

Talk with Mrs Poulteney or any of our senior leaders:
Mrs Coppin
Mrs Smith
Ms McAnally





Uniform - updates

	BOYS	GIRLS
WINTER (Compulsory from October half term)	<ul style="list-style-type: none">• White Shirt• School Tie (Preferably a non-elastic tie in KS2)• Grey V necked jumper preferably with the school logo• Grey trousers / shorts• Grey socks• Black shoes (not trainers)• Navy or black school coat• St Thomas' School blazer (optional)	<ul style="list-style-type: none">• White shirt/ blouse• School Tie (Preferably a non-elastic tie in KS2)• Grey V necked cardigan preferably with the school logo• Grey skirt or pinafore• White or Grey socks / Grey tights• Black shoes (not boots or trainers)• Navy or black school coat• St Thomas' School blazer (optional)
St Thomas' book bag. <input type="checkbox"/>		
Small blue/black bag if children need to bring a change of clothes for clubs.		
SUMMER (Compulsory from May half term)	<ul style="list-style-type: none">• White polo shirt with school logo (Preferred) or plain white polo shirt• Grey shorts• Grey V necked jumper preferably with the school logo• Grey socks• Black shoes (not trainers)	<ul style="list-style-type: none">• Pink gingham dresses• Neutral coloured (e.g. black, white) cycling shorts under dresses (Optional)• White blouse with revered collar/ grey skirt (Year 5 & 6 girls only)• Grey V necked cardigan, preferably with the school logo• White socks• Black shoes

Jumpers, cardigans and polo shirts with the school logo are preferred.

Grey socks are permitted for girls in the winter

Summer uniform- Year 5&6 girls- white blouse with a revered collar and grey skirt.



PE kit - updates



Year 1's PE day is Tuesday.

Your child should wear their PE kit to school on their PE day.



Children should wear their PE shorts and T-Shirt underneath their tracksuit as they will only need to wear the T-shirt with their shorts for indoor PE lessons.

Please note that in the winter months, the St. Thomas of Canterbury tracksuit should be worn.

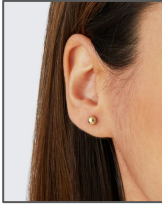
Children should wear black plimsolls or black trainers on their PE days.



Hair/Accessories - Updates

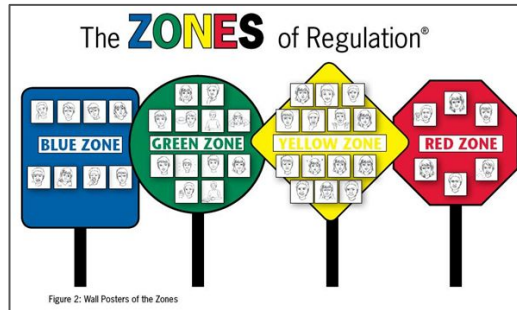


- **Hair accessories must be kept to a minimum and should be in school colours. Red, white, blue in winter. Pink, white or blue in summer.**
- **Hair braids should be natural hair colours.**
- **One small stud earring per ear. (Children must not wear earrings on PE days.)**



Alterations to the school uniform policy due to religious or medical reasons to be agreed by the Headteacher.


We have updated our behaviour policy at St Thomas's to better equip our children in understanding and articulating their feelings and emotions by using the Zones of Regulation.



We believe in a preventative approach, where children are treated with respect and where sanctions, when applied, are consistent.

Rewards for good behaviour at St Thomas's include:

- Verbal praise
- Communicating praise to parents
- Housepoints and stickers
- Certificates linked to our school values
- Prize ceremonies and special assemblies



Religious Education

2 RE lessons per week

Spring term - themes and topics

- Local Church - Community
- Eucharist - Relating
- Lent/Easter - Giving



Weekly Assembly, Celebration of the Word and Hymn Practice



SCHOOL MISSION STATEMENT



At St Thomas' we are learning to follow Jesus, showing respect and consideration for ourselves and others.

We all have the opportunity to learn and work to the best of our ability in a safe and loving environment.



Fr Stephen and Deacon Matus celebrate Mass regularly at school/church for whole school/year groups.

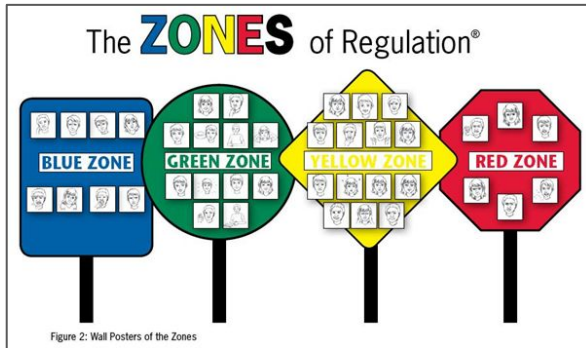


Deacon Matus supports learning in RE



We implement our PSHE curriculum through the use of the resource Life to the Full. This allows us to cover all the statutory requirements of Relationships and Health Education based on the structure of the Model Primary RSE Curriculum from the Catholic Education Service.

We supplement this with our own planning to cover elements of 'Living in the Wider World', such as: Digital Literacy, Shared Responsibility, British Values and Aspirations. Alongside this, we also ensure we cover important events throughout the year such as: Anti-Bullying Week, Black History Month, Children's Mental Health Week and Remembrance Day.



In each classroom, we have the Zones of Regulation to aid the children with understanding their emotions and feelings and knowing how to deal with them.

Phonics

- We follow the RWI phonics scheme and children are taught phonics every day. In June 2024, our current Year 1 children will take the statutory Phonics Screening Check. During the Phonics Screening Check, children are asked to read (decode) 40 words. Reading the Phonics books at home is very important and supports the learning of these sounds.

Most of these words are real words but some are pseudo-words (Alien words). Pseudo-words are included to ensure that children are using their decoding skills and not just relying on their memory of words they've read before.



Consonant sounds

f	l	m	n	r	s	v	z	sh	th	ng
ff	ll	mm	nn	rr	ss	ve	zz	ti		nk
ph	le	mb	kn	wr	se		s	ci		
					c		se			
					ce					

b	c	d	g	h	j	p	qu	t	w	x	y	ch
bb	k	dd	gg		g	pp		tt	wh			tch
	ck				ge							
	ch				dge							

Vowel sounds

a	e	i	o	u	ay	ee	igh	ow
	ea				ā-ē	ē-ē	i-ē	ō-e
					ai	y	ie	oa
						ea	i	o
						e	y	

oo	oe	ar	or	air	ir	ou	oy	ire	ear	ure
ū-ē			oor	are	ur	ow	oi			
ue			ore		er					
ew			aw							
			au							

Children learn all of the sounds on this chart.

This was provided to you during Parents Evening.

Once they know all of these sounds, they will be able to read any unfamiliar word.


We learn, achieve and love following Jesus.



'Special Friends', 'Fred Talk'

1.6

ship



We learn, achieve and love following Jesus.






Our learning this term

Throughout the Spring term, this is what we will be covering:

English:



Capital letters for names.



Writing sentences that they have practised to create their own story.

Checking the work back for mistakes.

Maths:

- Step 1 Count within 20
- Step 2 Understand 10
- Step 3 Understand 11, 12 and 13
- Step 4 Understand 14, 15 and 16
- Step 5 Understand 17, 18 and 19
- Step 6 Understand 20
- Step 7 1 more and 1 less
- Step 8 The number line to 20

- Step 9 Use a number line to 20
- Step 10 Estimate on a number line to 20
- Step 11 Compare numbers to 20
- Step 12 Order numbers to 20



Question marks/Exclamation Marks
Prefixes and Suffixes.

- Step 1 Add by counting on within 20
- Step 2 Add ones using number bonds
- Step 3 Find and make number bonds to 20
- Step 4 Doubles
- Step 5 Near doubles
- Step 6 Subtract ones using number bonds
- Step 7 Subtraction – counting back
- Step 8 Subtraction – finding the difference

- Step 9 Related facts
- Step 10 Missing number problems



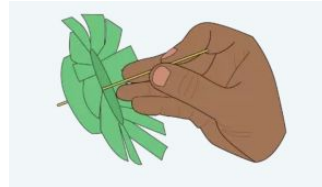
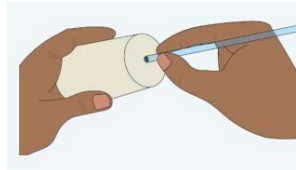
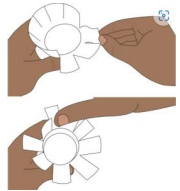
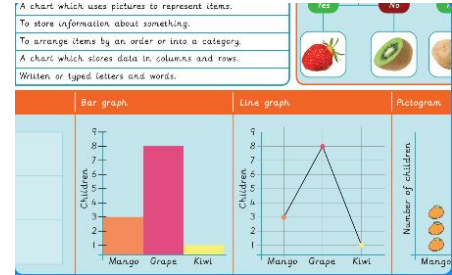
Our learning this term

Computing:
Digital imagery



Design & Technology: Windmills

Data Handling:



Art: Painting and Mixed Media - Colour Splash!





Our learning this term

History:



Geography:





Our learning this term

Music:

Exploring Music Notation With Untuned Percussion Instruments




Exploring Music Notation With Tuned Percussion Instruments

PE:



twinkl.com




Tucked V Balance <ul style="list-style-type: none">• Sit on floor.• Rest hands behind.• Lean back and tuck legs up.• Challenge! Lean back further.	V Sit <ul style="list-style-type: none">• Sit on floor.• Complete Tucked Balance.• Stretch legs out/up.• Reach and touch toes.• Challenge! Lean back further.
Tuck Balance <ul style="list-style-type: none">• Crouch down.• Keep knees together.• Curt into a ball.• Challenge! Raise onto toes.	Arabesque <ul style="list-style-type: none">• Reach arms out to sides.• Lean forwards.• Raise back leg straight into air.• Challenge! Try other leg.





Reading

Becoming a fluent, skilled and attentive reader starts at the earliest stages. Therefore, making sure that children become engaged with reading at the earliest opportunity is one of the most important ways to make a difference to their life chances.



Books are changed every 3-5 days. Please listen to your child read every day And leave a comment in his/her reading record.



Homework



Homework is placed in the children's red folder and put into their book bags every Friday.

Please ensure that the homework is completed by the following Wednesday.





After school clubs

We are delighted to offer an increased range of after-school clubs this academic year, details of which are sent out at the beginning of each term.

Parents/carers can also access Jules et Lis before and after school clubs, run by an external provider. Details can be found on <https://julesetlis.co.uk/>





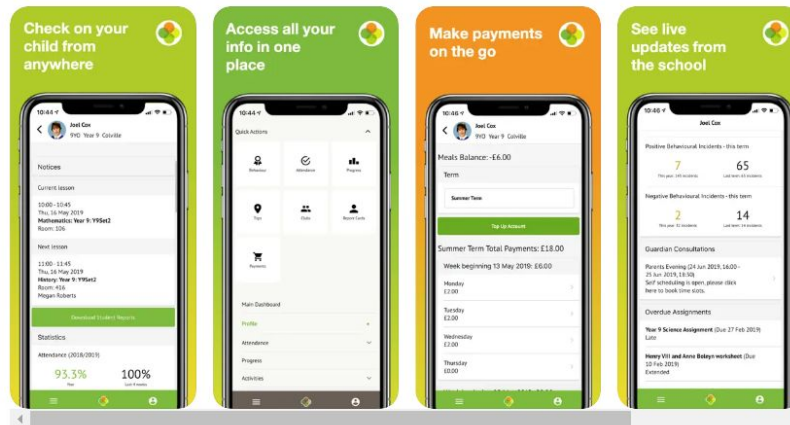
Arbor

All correspondence, payments, club bookings and consent for trips will be sent electronically through Arbor.



Arbor 12+
Parent & Guardian Portal
Arbor Education Partners
Designed for iPhone
#17 in Education
★ ★ ★ ★ 1.4 + 761 Ratings
Free

iPhone Screenshots





Dates for your diary

- Half term: Monday 19th - Friday 23rd February
- BANK HOLIDAY 29th March
- End of term: Thursday 28th March
- Return to school - 15th April
- 1B Liturgy - 5th June 2.45pm
- 1V Liturgy - 19th June 2.45pm
- 1G Liturgy - 6th March 2.45pm.



Come and join us!

St. Thomas of Canterbury's Parent Heritage Group



Welcome to St Thomas of Canterbury's Parent Heritage Group!

Parents and carers will have the opportunity to discuss how our school supports the diverse heritages and multi-cultures within our school. We would like to hear your suggestions about how else we can embrace all aspects of our diverse community.

Everybody welcome!

Dates to be confirmed...

What we aim to achieve:

- Working together as a school/home community to celebrate our diverse cultures across the school.
- Planning cultural days: traditional clothing, traditional music, traditional stories.
- Ways in which the school can support families in celebrating diversity.
- Your ideas for what you would like to see implemented/how you would like to take part and support the children.

If you would like to join our Parent Heritage Group - leave your email address and telephone number with the office and Miss Paul will contact you.

Mrs Foley, our Community Involvement Lead is leading the establishment of the Friends of St. Thomas of Canterbury. If you would like to be a part of this parent support group, who come together to help raise much needed money for our school, you can contact our email address:

friendsofstoc@stthomasofcanterbury.thurrock.sch.uk

We got together to organise the tea, coffee and sweet treat sales after the recent Nativities and concerts. We will be arranging; fete's, discos, non-uniform days and other fundraising events. We look forward to seeing you there.

Please speak to one of the FOST parent support group after this meeting.

