


Day 1- To recognise the features of a newspaper report



Features of a newspaper article

- Headline
- Introduction
- Main body of text
- Photo
- Caption
- Conclusion



Headline

- In bold
- Catchy
- Alliteration
- Interests the reader
- Serious or humorous
- Only has a few words
- Action verbs



Introduction

- This should **GRAB** our attention. It will set the scene and summarise the main points of the article. It is often only one or two sentences so you must make them good.

Who?

Where?

What?

Where?


Main Body of Text

- This is written in:

paragraphs

clear sentences

the past tense



It answers the questions:

Why?

How?

In the main body you need...

- Eye witnesses (more than one)



- You can have **direct** and/or **reported speech** from your witnesses about what they saw.


Photo

- The photo shows us a snapshot of what happened, where it happened or who it happened to. It should make the reader “feel something” so that they want to read the article. If possible it should show action.



Caption

- A caption goes underneath a photo to identify something or someone and to give us more information.



It is a label for the
photograph!

Conclusion

- This ends the retelling of events. It brings us up to date.
- Because it is telling us what is happening **NOW** it will move from the

past tense



present tense

Your task

Complete the worksheet called **'Day 1-
Recognising the features of a newspaper
report'**.

The worksheet is a word document so that you can change the text to the colours specified by the key.

Challenge 1: *

Challenge 2: **

Challenge 3: ***