


Welcome to Year 6

Your teachers will be: Miss Underwood,
Mr Lovell and Ms Hayes.


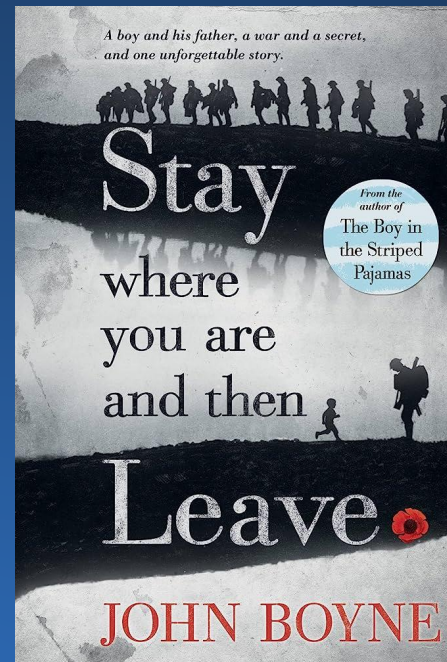

Mrs Sharp and Miss Holland will be our
teaching assistants.

Mrs Wiseman will be our LSA.

We learn, achieve and love following Jesus.



Reading



Writing



Writing Mat Greater Depth Year 6

Spellings... I need to know all of these:

accommodate	correspond	hindrance	recognise
accompany	criticise	individual	recommend
according	curiosity	interfere	relevant
achieve	definite	interrupt	restaurant
aggressive	desperate	language	rhyme
amateur	determined	leisure	rhythm
ancient	develop	lightning	sacrifice
apparent	dictionary	marvellous	secretary
appreciate	embarrass	mischievous	shoulder
attached	environment	muscle	sincere
available	equip(-ped)	necessary	sincerely
average	equipment	neighbour	soldier
awkward	especially	nuisance	stomach
bargain	exaggerate	occupy	sufficient
bruise	excellent	occur	suggest
category	existence	opportunity	symbol
committee	explanation	parliament	system
communicate	familiar	physical	temperature
community	foreign	prejudice	thorough
competition	forty	privilege	twelfth
conscience	frequently	profession	variety
conscious	government	programme	vegetable
controversy	guarantee	pronunciation	vehicle
convenience	harass	queue	yacht

Punctuation Reminders:

A . ! ? ' , " " () ... : ; -

Use a full range of punctuation.

Check for:

- consistent tense and person
- subject/verb agreement
- paragraphs with cohesive links
- genre features
- layout devices
- pronouns/ nouns for cohesion

Active and Passive

Use active and passive sentences appropriately:

Active: In front of millions of screaming fans, the star striker missed a vital penalty.

Passive: In front of millions of screaming fans, a vital penalty was missed by the star striker.

Create a Mood!

Where appropriate, in formal writing, use the subjunctive mood:

If I were The Queen, ...

Were there to be a change in my circumstances...

Splendid Subordination!

Use these conjunctions in varied places in your multi-clause sentences:

if because as
before after until
unless since when

Use a thesaurus to look for more ambitious synonyms. Why use 'frightened' when you could use...

startled alarmed
apprehensive

Or 'show' a character's feelings:

his breathing quickened
her heart raced
sweat trickled
gasping for air

Perfect Parenthesis!

Use brackets, commas or dashes to punctuate extra information and asides:

The tomb of Tutankhamen (the Ancient Egyptian pharaoh) was discovered by Howard Carter.

The advancing alien, who was speaking a Martian language, looked dangerous.

The daffodils - my favourite sign of spring - swayed gently in the woodland breeze.

Be a Punctuation Professional!

Use semi colons, colons and dashes to mark independent clauses:
It felt like forever- the longest six weeks holiday of all time.
Jack's eyes slowly opened; there was no one to be seen.
They all knew his secret: he was a specialist secret agent.

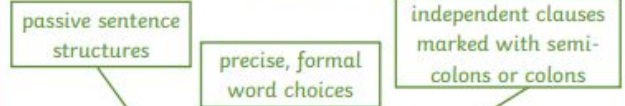
Important Links!

Link your sentences and paragraphs using time, place, frequency, contrast/cause and manner adverbials, e.g.

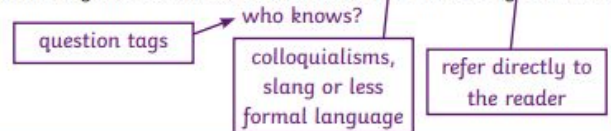
Later that day, Deep inside the forest, Occasionally, On the other hand, Consequently, Waiting anxiously,

Managing Formality!

Where appropriate, can you switch between levels of formality from formal to informal?



A survey has been published this week, which says almost 50% of the UK population believe that there is other intelligent life out there within the universe; in fact, it is a mainstream viewpoint shared across most of the western world. So, what do you think? Martians, aliens, little green men - or whatever you want to call them - after years of searching, have yet to be found anywhere in the universe. Does that mean they ever will,



Modal Verbs

Use modal verbs to describe the possibility of something happening.

We **ought** to go and see Granny today.

You **shall not (shan't)** go to the ball.

Maths



Week 1 Week 2 Week 3 Week 4 Week 5 Week 6 Week 7 Week 8 Week 9 Week 10 Week 11 Week 12

Autumn term

Number

Place value

[VIEW](#)

Number

Addition, subtraction, multiplication and division

[VIEW](#)

Number

Fractions A

[VIEW](#)

Number

Fractions B

[VIEW](#)

Measurement
Converting units

[VIEW](#)

Spring term

Number

Ratio

[VIEW](#)

Number

Algebra

[VIEW](#)

Number

Decimals

[VIEW](#)

Number

Fractions decimals and percentages

[VIEW](#)

Measurement

Area, perimeter and volume

[VIEW](#)

Statistics

[VIEW](#)

Summer term

Geometry

Shape

[VIEW](#)

Geometry
Position and direction

[VIEW](#)

Themed projects, consolidation and problem solving

[VIEW](#)

Science



Science Week
Link



Humanities



Local Study- Map work

What will I need?



- A complete P.E kit with black trainers.
- A book bag. No rucksacks unless you ride a bike to school).
 - Hair must be tied back beyond shoulder length with hair bands in school colours.
- An art shirt (with your name on it).
- A complete school uniform.
- Name written in your coat and cardigan/jumper.

In Year 6 you will be expected to...



- Always try your best.
- Treat others the way you would like to be treated.
- Do your homework to the best of your ability and hand it in on time.
 - Put your maximum effort into every single piece of work you do in school.
- Read EVERY DAY for AT LEAST 15 minutes.
- Wear the correct school uniform every day.
- Be responsible for your own belongings.
- Treat ALL adults with courtesy and respect.
- Be polite at all times to peers and adults.

Over the Summer holidays...



- Have fun and enjoy yourself.
- Read a book or two. If you're reading two, make sure they are different genres.
- Find out anything you can about our first topics.
- Practise your X tables so that you know them off-by-heart.
- Make sure you are well organised and prepared for Year 6.
- If you have any worries about year 6, come and speak to one of the Year 6 teachers when you return.